

30 4x50m Medley Men Final

Official

Entries

Heats

















Summary



Total

All ages

Rank	Competitor	Age	Club	RT	PTS	Result
1	Coast Swimming Club A	17	Coast Swim...	0.66		1:55.32 +1.53 Entry: 1:53.79
	Murdoch Phillips	17 (0.66)	14.61	29.37	29.37	
	Ethan O'Mara	16 (0.45)	15.96	34.84	1:04.21	
	William Delamare	17 (0.40)	11.76	25.67	1:29.88	
	Jack Handford	17 (0.18)	12.16	25.44	1:55.32	
2	Pukekohe Swimming Club A	16	Pukekohe S...	0.59		1:57.72 -4.53 Entry: 2:02.25
	Zack Meads	16 (0.59)	15.74	31.56	31.56	
	Bishop Lafaele-Pucher	15 (0.52)	15.26	33.39	1:04.95	
	Lachlan Colbert	16 (0.42)	12.61	28.33	1:33.28	
	Jing-Yang Chua	14 (0.02)	11.65	24.44	1:57.72	
3	Nelson Marlborough Region...	18	Nelson Marl...	0.59		1:57.80
	Zac Woods	17 (0.59)	15.04	30.21	30.21	
	Dylan Reid	18 (0.37)	15.18	33.35	1:03.56	
	Finlay McNabb	17 (0.52)	12.75	27.74	1:31.30	
	McIndoe Frankish	15 (0.14)	12.45	26.50	1:57.80	
4	Greymouth Swim Club A	17	Greymouth ...	0.69		1:57.82 -2.40 Entry: 2:00.22
	Reeve Murphy	14 (0.69)	16.02	33.11	33.11	
	Emil Fischer	17 (0.51)	13.84	30.06	1:03.17	
	Lachlan Oliver	16 (0.35)	13.09	28.51	1:31.68	
	Zac Gallant	16 (0.53)	12.60	26.14	1:57.82	
5	Tawa Swimming Club A	17	Tawa Swim...	0.74		1:58.05 -5.46 Entry: 2:03.51
	Luca Lavigne	15 (0.74)	16.03	31.38	31.38	
	Justin Zhang	15 (0.70)	15.13	32.88	1:04.26	
	Ash Millward	17 (0.17)	12.36	27.61	1:31.87	
	Rhyan Yan	15 (0.39)	12.57	26.18	1:58.05	
6	Coast Swimming Club B	15	Coast Swim...	0.74		1:58.29 -2.41 Entry: 2:00.70
	Oscar Pedersen	15 (0.74)	15.06	29.90	29.90	
	Seamus Avery	13 (0.22)	15.02	33.87	1:03.77	
	Arian Phillips	15 (0.20)	12.92	28.37	1:32.14	
	Zac Donaldson	14 (0.33)	12.69	26.15	1:58.29	
7	Jasi Swim Club A	17	Jasi Swim ...	0.81		1:59.77 -2.54 Entry: 2:02.31
	Charles Leech	14 (0.81)	15.69	31.47	31.47	
	Callum Warwick	17 (0.20)	14.06	31.05	1:02.52	
	Noah Caldwell	17 (0.56)	13.01	28.63	1:31.15	
	Kian Bayliss	14 (0.45)	13.90	28.62	1:59.77	
8	North Shore Swimming Club A	16	North Shor...	0.64		2:01.19 -2.63 Entry: 2:03.82

		Yusef Abueideh	14	(0.64)	15.65	31.65	31.65	
		Johan-Albert Vorster	13	(0.30)	14.80	33.42	1:05.07	
		Sonny Liu	15	(0.23)	12.57	28.06	1:33.13	
		Marlow Winder	16	(0.34)	13.18	28.06	2:01.19	
9		HBPB Regional Team A	17		HBPB Regi...	0.60	2:01.24	
		Liam McEntee	15	(0.60)	16.28	32.79	32.79	
		Eli Rasmussen	16	(0.47)	14.83	32.96	1:05.75	
		Wyatt Holmes	17	(0.69)	13.28	29.33	1:35.08	
		Jayden Bryant	17	(0.42)	12.76	26.16	2:01.24	
10		Ashburton Swim Team A	15		Ashburton ...	0.61	2:01.55 -1.90	Entry: 2:03.45
		Jack Feberwee	14	(0.61)	16.29	33.39	33.39	
		Connor Jenkins	15	(0.64)	13.92	30.57	1:03.96	
		Nico Thompson	15	(0.35)	13.09	29.14	1:33.10	
		Matthew Robertson	14	(0.63)	13.83	28.45	2:01.55	
11		Waitaha Swim Club A	16		Waitaha Sw...	0.62	2:02.57 -1.19	Entry: 2:03.76
		Ryan Tan	14	(0.62)	15.51			
		Oliver Kim	14		47.73	1:07.10	1:07.10	
		Tristan Gerber	16	(0.42)	13.05	29.24	1:36.34	
		Daniil Pulin	16	(0.13)	12.56	26.23	2:02.57	
12		Nelson Marlborough Region...	17		Nelson Marl...	0.75	2:05.97	
		Quinn Verran	14	(0.75)	16.51	33.13	33.13	
		Ryan Beardsmore	17	(0.49)	14.83	33.45	1:06.58	
		James Trimboy	14	(0.65)	14.68	31.90	1:38.48	
		Sam Trass	14	(0.53)	13.15	27.49	2:05.97	
13		Selwyn Swim Club A	15		Selwyn Swi...	0.56	2:06.02 -2.72	Entry: 2:08.74
		Lewis Harris	14	(0.56)	15.85	31.93	31.93	
		Aydan Brown	13	(0.43)	16.53	37.29	1:09.22	
		Jono Graham	15	(0.38)	12.76	28.18	1:37.40	
		Clark Emanuel	14	(0.45)	13.61	28.62	2:06.02	
14		Liz van Welie Aquatics A	15		Liz van Weli...	0.65	2:08.01 -1.37	Entry: 2:09.38
		Levi Dixon	13	(0.65)	16.62	33.49	33.49	
		Cohen Hiscox	15	(0.30)	15.46	34.11	1:07.60	
		Will Smith	13	(0.56)	15.13	33.32	1:40.92	
		Tom Crisp	14	(0.18)	12.75	27.09	2:08.01	
15		HBPB Regional Team B	15		HBPB Regi...	0.69	2:09.79	
		Archie Cole	13	(0.69)	16.58	32.90	32.90	
		Juan Macalalad	15	(0.43)	16.92	37.63	1:10.53	
		Owen Booker	13	(0.51)	14.57	32.91	1:43.44	
		Maxwell Latu	14	(0.23)	12.49	26.35	2:09.79	
16		Napier Aquahawks A	15		Napier Aqu...	0.71	2:10.85 +0.11	Entry: 2:10.74
		Aidan Hyde-Hills	15	(0.71)	16.07	38.15	38.15	
		Noah Smith	13		12.01	34.03	1:12.18	
		Aiden Carlisle	13	(0.39)	13.82	32.00	1:44.18	
		Jake Burkett Murillo	15	(0.06)	12.52	26.67	2:10.85	